































ADAC-RUNDSTRECKENRENNEN LAUSITZ 200

9.LAUF DEUTSCHE FORMEL-3-MEISTERSCHAFT

ERGEBNIS ZEITTRAINING 2

Pl.	Nr	Nation	Fahrer	Bewerber	Fahrzeug / Motor	Zeit
1.	10		GBR Gary Paffett	Team Rosberg	Dallara F302/030 Opel	1:36.389
2.	97		NED Robert Doornbos	Team Ghinzani	Dallara F302/052 Mugen-Honda	1:36.512
3.	16		JPN Kousuke Matsuura	Prema Powerteam	Dallara F302/044 Opel	1:36.682
4.	2		ITA Vitantonio Liuzzi	Opel Team BSR	Dallara F302/006 Opel	1:36.786
5.	27		GER Timo Glock	Opel Team KMS	Dallara F302/009 Opel	1:36.815
6.	11		AUT Norbert Siedler	Swiss Racing Team	Dallara F302/011 Opel	1:36.874
7.	99		BEL Jeffrey van Hooydonk	Team Ghinzani	Dallara F302/003 Mugen-Honda	1:36.904
8.	1		AUT Bernhard Auinger	Opel Team BSR	Dallara F302/005 Opel	1:36.905
9.	3		GER Frank Diefenbacher	Opel Team BSR	Dallara F302/073 Opel	1:37.034
10.	15		POR César Campaniço	Prema Powerteam	Dallara F302/016 Opel	1:37.053
11.	6		BRA João Paulo de Oliveira	Team Kolles Racing	Dallara F302/076 Mugen-Honda	1:37.063
12.	35		GER Marcel Lasée	Mücke Motorsport	Dallara F302/079 Mercedes	1:37.147
13.	41		AUS Ryan Briscoe	Prema Powerteam	Dallara F302/077 Opel	1:37.277
14.	4		GER Sven Heidfeld	Mücke Motorsport	Dallara F302/032 Mercedes	1:37.311
15.	5		GER Markus Winkelhock	Mücke Motorsport	Dallara F302/012 Mercedes	1:37.430
16.	12		SUI Marc Benz	Swiss Racing Team	Dallara F302/062 Opel	1:37.487
17.	98		AUT Gottfried Grassler	Team Ghinzani	Dallara F302/042 Mugen-Honda	1:37.495
18.	9		FIN Kimmo Liimatainen	Team Rosberg	Dallara F302/068 Opel	1:37.652
19.	14		SUI Gilles Tinguely	Swiss Racing Team	Dallara F302/061 Opel	1:37.938
20.	7		NED Charles Zwolsman	Team Kolles Racing	Dallara F302/038 Mugen-Honda	1:38.088
21.	33		GER Marco Knauf	Josef Kaufmann Racing	Dallara F300/041 Opel	1:38.130
22.	18		JPN Sakon Yamamoto	GM Motorsport	Dallara F302/088 Toyota	1:38.181
23.	26		AUT Richard Lietz	Palfinger F3 Racing Team	Dallara F300/011 Opel	1:38.241
24.	19		AUT Clemens Stadler	GM Motorsport	Dallara F302/083 Toyota	1:38.379
25.	21		NED Stefan de Groot	JB Motorsport	Dallara F302/072 Opel	1:38.385
26.	8		ITA Stefano Proetto	Team Kolles Racing	Dallara F399/005 Mugen-Honda	1:38.458
27.	28		BRA Juliano Moro	Opel Team KMS	Dallara F302/050 Opel	1:38.474
28.	25		AUT Marco Schärff	Palfinger F3 Racing Team	Dallara F302/033 Opel	1:38.649
29.	30		GER Catharina Felser	Van Amersfoort Racing	Dallara F300/001 Opel	1:38.833
30.	24		MAS Rizal Ramli	Trella Motorsport	Dallara F302/007 Opel	1:39.328

Rundenschnitt: 169.339 km/h