

































POLAR GRAND PRIX OF SWEDEN

3.LAUF INTERNATIONAL FIA CUP FOR FORMULA 3

GESAMTERGEBNIS ZEITTRAINING 1+2

Pl.	Nr.	Nation	Fahrer	Bewerber	beste Zeit	Zeittraining 1	Zeittraining 2
1.	5		BRA Alex Ribeiro	March Engineering Ltd.	1:35.420	1:35.420	1:36.666
2.	1		SWE Conny Andersson	Rotel Racing Team	1:35.839	1:35.839	1:36.094
3.	32		ITA Gaudenzio Mantova	Scuderia Ala d'Oro	1:35.848		1:35.848
4.	4		SWE Gunnar Nilsson	March Engineering Ltd.	1:35.863	1:35.863	1:36.474
5.	23		USA Danny Sullivan	Team Modus	1:35.951	1:36.824	1:35.951
6.	8		SWE Clas Sigurdsson	Dalsy Konfektion AB	1:36.085	1:36.085	1:37.188
7.	16		DEN Thorkild Thyrring	Team Thunderball	1:36.378	1:36.378	1:37.020
8.	27		BEL Patrick Neve	Safir Engineering Ltd	1:36.380	1:38.306	1:36.380
9.	3		SWE Conny Ljungfeldt	Conny Ljungfeldt	1:36.474	1:36.572	1:36.474
10.	34		GBR Bob Arnott	Bob Arnott	1:36.481	1:36.852	1:36.481
11.	6		SWE Gunnar Nordström	Team Warsteiner Eurorace	1:36.570	1:37.406	1:36.570
12.	36		BRA Ingo Hoffmann	Ingo Hoffmann	1:36.772	1:37.190	1:36.772
13.	13		SWE Håkan Alriksson	Håkan Alriksson	1:36.800	1:36.800	1:37.885
14.	10		SWE Anders Olofsson	Valdes Grill Racing Team	1:36.960	1:36.960	1:37.049
15.	28		GBR Stephen South	Ray Race International	1:37.028	1:38.746	1:37.028
16.	26		GBR Graham Hamilton	MacDonald Shand Ecurie Ecosse	1:37.135	1:46.566	1:37.135
17.	7		SWE Ulf Svensson	Ulf Svensson	1:37.242	1:37.242	1:37.475
18.	14		DEN Jac Nellemann	Texaco Racing DK	1:37.256	1:38.372	1:37.256
19.	33		SWE Ingvar Carlsson	Hans Wängstre Racing	1:37.287	1:39.140	1:37.287
20.	21		BEL Pierre Dieudonné	Bang & Olufsen Team Michel Vaillant	1:37.300	1:37.300	1:38.542
21.	22		BEL Hervé Regout	Bang & Olufsen Team Michel Vaillant	1:37.480	1:38.131	1:37.480
22.	29		ITA Luciano Pavesi	Scuderia Ala d'Oro	1:37.496		1:37.496
23.	20		ITA Giorgio Francia	Giorgio Francia	1:37.625		1:37.625
24.	19		SWE Lars Svensson	Ernst Maring	1:37.768	1:37.768	1:38.730
25.	17		SWE Jan Ridell	Autosport	1:37.878	1:39.166	1:37.878
26.	2		ITA Gianni Savoia	Rotel Racing Team	1:38.286	1:39.269	1:38.286
27.	11		SWE Erkki Salminen	Vätterleden-Racing	1:38.342	1:39.724	1:38.342
28.	18		SWE Slim Borgudd	Autoplast Racing	1:39.011	1:41.192	1:39.011
29.	15		DEN Henrik Spellerberg	Texaco Racing DK	1:39.146	1:40.527	1:39.146
30.	24		SUI Fritz Stehlin	Team Modus	1:40.219	1:40.219	1:41.563
31.	37		SWE Lars-Åke Olsson	Lars-Åke Olsson	1:40.365	1:40.365	1:41.070
32.	12		SWE Lasse Karlsson	AB Kanapebageriet Malmö	1:44.272	1:44.272	

Rundenschnitt: 151.591 km/h